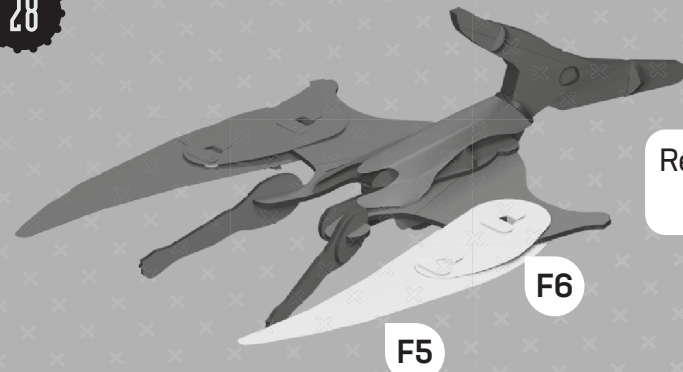


28

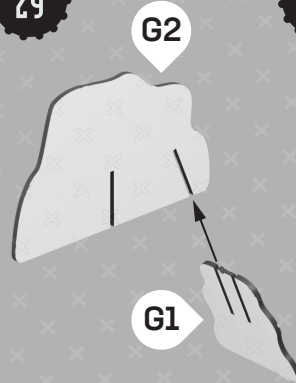


Repeat steps 24-27  
for second wing

F6

F5


29



G2

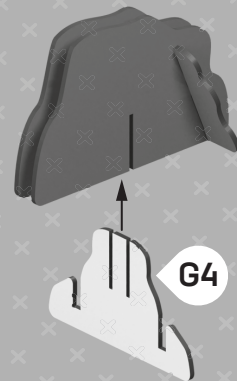
G1

30



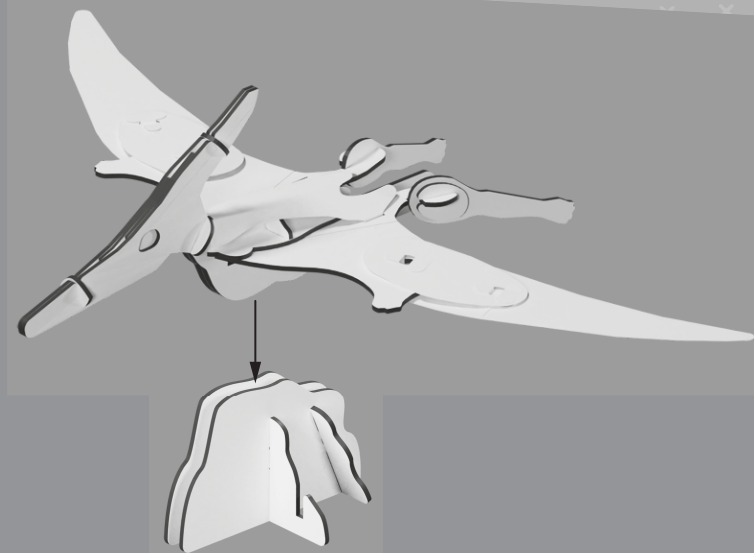
G3

31

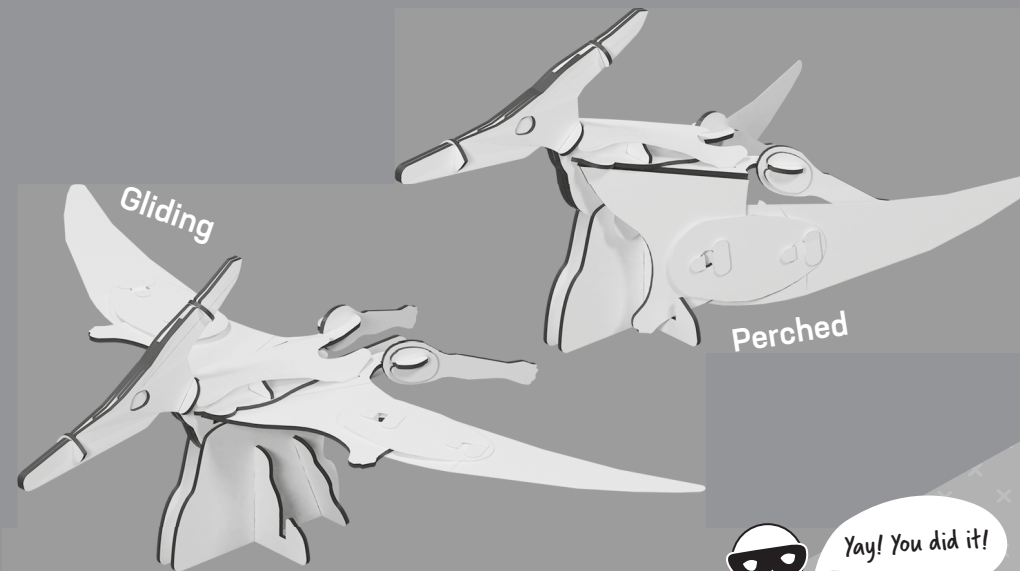


G4

32



Use the stand to display your Pteranodon in two different positions:



Gliding

Perched



Yay! You did it!

PULL TAB TO  
EXTEND WINGS

#BYOPteranodon  
Tag us! @BYokits

PAPER ENGINE LTD, 49 LEIGH ROAD, EASTLEIGH, HAMPSHIRE, SO50 9DF, UK  
www.paperengine.com ITEM CODE: BYOMB009 R1 © Paper Engine Ltd 2022  
Printed and manufactured in Heshan, China by Hung Hing Printing Group 03/2022

## BUILD YOUR OWN MINI-BUILDS PTERANODON

Recommended age 8+  
**WARNING!** Not suitable for children under 3 years due to small parts  
**WARNING!** Choking Hazard  
**WARNING!** Keep out of reach of younger children and siblings  
To be used under adult supervision  
Retain this packaging for future reference

### BEFORE YOU START

Use the **Removal Tool** to help push out the smaller bits of card.



- **Top Tip:** Pre-crease all the folds before you build each step.
- **Don't rush!** You may damage your Pteranodon.

